

Here is some useful information to assist you in specifying and ordering the correct.

Does it need to be removable?

(With a special matching removal tool)

If yes, look for the  logo

If no, look for the  logo

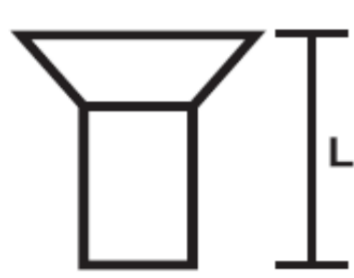
What length?

Depending on the head shape of a screw, the length measurement is taken from a different point.



Button/Pan

(From underside of the head)



Countersunk

(From top of the head)



Raised Countersunk

(From top of Countersunk part)

Head style?

It is important to know the head style you need as well as the security drive.



Button



Pan



Countersunk



Raised Countersunk

Thread type?


Thread type will be guided by your application.



Self Tapping Screw



Self Drilling Screw



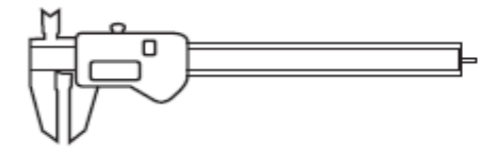
Machine Screw

Metric & Imperial

Self Tapping Screws, Woodscrews and Self Drilling Screws are stocked as Imperial sizes but are often referred to in metric equivalents.

Length	
Imperial	Metric
3/8"	9.5mm
1/2"	13mm
5/8"	16mm
3/4"	19mm
1"	25mm
1 1/4"	32mm
1 1/2"	38mm
2"	50mm
2 1/2"	63mm
3"	75mm
4"	100mm

Gauge	
Imperial	Metric
4	2.9
6	3.5
8	4.2
10	4.8
12	5.5
14	6.3








Technical

Guide sizes only. For accurate current stock sizes, please contact our sales team.








Samples available for approval upon request, we recommend you check an actual stock item before using it in a production run.






2-HOLE TECHNICAL INFORMATION

	SCREW TYPE 2-HOLE	SELF TAPPING SCREWS						METRIC MACHINE SCREWS				
		No. 4	No. 6	No. 8	No. 10	No. 12	No. 14	M3	M3.5	M4	M5	M6
		2.9mm	3.5mm	4.2mm	4.8mm	5.5mm	6.3mm					
PAN HEAD		5.4	6.7	8.0	9.2	10.5	12.2	5.8	N/A	7.8	9.8	11.8
		1.6	2.0	2.3	2.7	3.1	3.5	1.7	N/A	2.4	2.9	3.5
COUNTERSUNK HEAD		5.5	6.6	7.8	8.9	10.1	12.3	5.5	N/A	7.3	9.0	10.7
		1.7	2.1	2.5	3.0	3.4	3.9	1.7	N/A	2.2	2.5	3.0
RAISED COUNTERSUNK HEAD		N/A	N/A	N/A	N/A	N/A	N/A	N/A	6.4	N/A	N/A	N/A
		N/A	N/A	N/A	N/A	N/A	N/A	N/A	1.9	N/A	N/A	N/A



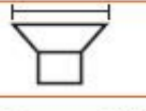
PIN HEX TECHNICAL INFORMATION

	SCREW TYPE PIN HEX	SELF TAPPING SCREWS					METRIC MACHINE SCREWS							
		No. 6	No. 8	No. 10	No. 12	No. 14	M3	M3.5	M4	M5	M6	M8	M10	M12
		3.5mm	4.2mm	4.8mm	5.5mm	6.3mm								
BUTTON HEAD		6.7	7.4	9.3	10.3	11.0	5.5	N/A	7.4	9.3	10.3	13.7	17.1	20.4
		2.5	2.1	2.6	3.2	3.4	1.5	N/A	2.2	2.7	3.2	4.4	5.6	6.5
COUNTERSUNK HEAD		6.6	7.9	9.3	10.4	12.4	5.7	N/A	7.7	9.8	11.8	15.1	19.3	23.2
		2.1	2.5	3.0	3.4	3.8	1.7	N/A	2.3	2.8	3.3	5.0	6.7	7.4
RAISED COUNTERSUNK HEAD		N/A	N/A	N/A	N/A	N/A	N/A	6.4	N/A	N/A	N/A	N/A	N/A	N/A
		N/A	N/A	N/A	N/A	N/A	N/A	1.8	N/A	N/A	N/A	N/A	N/A	N/A

6-LOBE PIN TECHNICAL INFORMATION

	SCREW TYPE 6-LOBE PIN	SELF TAPPING SCREWS						METRIC MACHINE SCREWS							
		No. 4	No. 6	No. 8	No. 10	No. 12	No. 14	M3	M3.5	M4	M5	M6	M8	M10	
		2.9mm	3.5mm	4.2mm	4.8mm	5.5mm	6.3mm								
BUTTON HEAD		N/A	6.7	7.4	9.3	10.2	11.0	5.5	N/A	7.4	9.3	10.4	13.7	17.0	
		N/A	2.6	2.2	2.6	3.1	3.4	1.6	N/A	2.1	2.7	3.2	4.3	5.8	
COUNTERSUNK HEAD		4.9	6.6	7.9	9.3	10.6	12.4	5.6	N/A	7.8	9.8	11.6	15.2	17.4	
		1.5	2.1	2.5	3.0	3.4	3.8	2.0	N/A	2.3	2.8	3.3	5.0	5.1	
RAISED COUNTERSUNK HEAD		N/A	N/A	N/A	N/A	N/A	N/A	N/A	6.4	N/A	N/A	N/A	N/A	N/A	
		N/A	N/A	N/A	N/A	N/A	N/A	N/A	1.8	N/A	N/A	N/A	N/A	N/A	

CLUTCH HEAD TECHNICAL INFORMATION

 SCREW TYPE CLUTCH HEAD	TWINTHREAD WOODSCREWS				SELF TAPPING SCREWS				METRIC MACHINE SCREWS		
	No. 6	No. 8	No. 10	No. 12	No. 6	No. 8	No. 10	No. 14			
	3.5mm	4.2mm	4.8mm	5.5mm	3.5mm	4.2mm	4.8mm	6.3mm	M4	M5	M6
ROUND HEAD 	N/A	N/A	N/A	N/A	6.3	7.6	8.8	11.7	7.4	9.3	10.2
	N/A	N/A	N/A	N/A	2.5	2.9	3.4	4.4	2.8	3.2	3.5
COUNTERSUNK HEAD 	7.0	8.3	9.3	11.0	6.8	8.1	9.4	N/A	N/A	N/A	N/A
	3.5	4.6	5.0	5.4	3.2	3.8	4.4	N/A	N/A	N/A	N/A

DRILLING GUIDE FOR AB SELF TAPPING SCREWS (mm)

SCREW GAUGE	MATERIAL THICKNESS										
	.45	.7	.9	1.2	1.6	2.0	2.6	3.2	4.7	6.3	10.0
4	2.00		2.30		2.40	2.60					
6	2.30		2.80		2.90	3.10	3.20				
8		2.90	3.10	3.20	3.40		3.70	3.80			
10		3.40		3.60	3.80		4.10	4.30	4.50		
12		4.10		4.30	4.50		4.80	4.90	5.10		
14				4.80	5.20	5.40		5.70	5.90	6.00	6.00



Application

Whilst all our security fasteners and fixings are tamper resistant, there are further ways to increase the security level and make it harder for the intruder.

Use Hafren patented products for a more secure fastener:

- These products have been designed and developed to be more resilient to attack.
- Drivers for these products are less readily available.

CONSIDER THE FOLLOWING POINTS WHEN SPECIFYING AND USING SECURITY FASTENERS



- Placing fasteners in tight corners makes access for impulse tampering more difficult.



- Placing fasteners in a recess further increases the level of security.

- Mixing of driver types makes it harder for intrusion



Can't find the size of Security Fastener you need?

1. Use a length of studding with security nuts. (As shown with Kinmar Removable Nuts)



2. Use a standard Hex head fastener with (a) Armour Ring or (b) Nogo

(a)



(b)



Præstmark A/S • www.praestmark.dk • +45 3888 4400 • sales@praestmark.dk